

## POROSCOPE® HV5, HV20, HV40

Porosity Test Using High Voltage



## Applications

In order to protect objects, which are made of steel or metal, they are coated with corrosion resistant materials such as rubber, synthetics or enamel. The protective coatings must be tight, that is, free of pores, cracks or embedded foreign objects, to keep aggressive materials from the carrier material that is in danger of corrosion. Fine pores or cracks cannot be entirely avoided in any coating process.

Fine pores or cracks cannot be entirely avoided in any coating process. With the POROSCOPE®, even pores and cracks, not visible to the eye, can be discovered and counted in electrically non-conducting protective coatings.

The POROSCOPE is used for quick and reliable pore tests on coated metals. Typical applications:

- Enamel- or plastic-coated mineral oil tanks, agitator kettles, pipelines, boilers and heat exchangers
- Plastic-coated food packages
- Corrosion protection coatings on offshore installations



*Pore testing of the enamel coating of a boiler, using the POROSCOPE®*



*Testing the interior coating of a pipe with the POROSCOPE®, using a rotating electrode on a rod extension system*

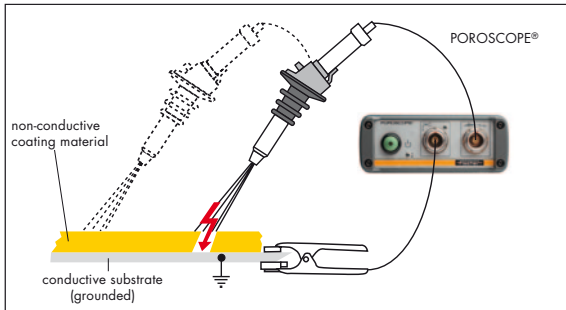


*Testing the outer coating of a pipeline after a repair*



*Testing the interior coating of pipes during pipe manufacturing*

## Test Method



The test method is based on the fact that all electrically insulating coating materials have a much higher disruptive strength than air.

At the POROSCOPE the suitable test voltage is set according to the disruptive strength and thickness of the coating. Alternatively, a test standard can be selected and a coating thickness can be set. The POROSCOPE then adjusts the appropriate high voltage automatically. The specimen is grounded and the electrode is moved slowly across the surface to be measured. The voltage drops briefly when the electrode passes a defective spot, a sparkover as well as an optical and acoustical signal indicating the pore.

## Safety

The POROSCOPE was developed with extreme care regarding safety. The safety requirements of the ISO 2746 are fulfilled in all points through the following design characteristics:

- The high voltage is directly generated in probe head. Thus, a high voltage cable is not necessary, which would store additional charge of electricity. This additional charge would lead to a higher discharge current in the case of an electrical shock.
- The high voltage is switched off automatically, if the instrument is overloaded for a longer period of time.
- Insulated and earthed hand piece, therefore no electrostatic charging of the operator.
- Protective resistor that limits the current to a safe level.
- Push button for switching on the high voltage. Only as long as the button is depressed, the high voltage is generated.



a) test head b) sweeper electrode c) grounding terminal d) supply unit

## Features

- Robust instruments for harsh use on construction sites or in manufacturing
- Three instrument versions with different test voltage ranges:  
HV5: 0,8 – 5 kV  
HV20: 4 – 20 kV  
HV40: 8 – 40 kV
- Maximum safety through high voltage generation in the test head
- Intuitive operation with menu navigation, rotary button and illuminated display in the operator's field of vision
- Extensive electrode selection
- Continuously adjustable test voltage
- Electronic test voltage monitoring and display of the test voltage that is present directly at the electrode
- Optical and acoustical pore indication on the test head
- Adjustable detection sensitivity
- Also suitable for testing electrostatically chargeable materials
- Battery operation by means of a Li-ion battery with smart battery technology, a controller monitors the battery state permanently and avoids deep discharge

## Standards

Testing in accordance with AS 3894.1, ASTM D4787, ASTM D5162, ASTM G62, EN 14430, NACE SP0188, NACE SP0490, NACE SP0274

## Technical Data, Standard Content of Shipment, Ordering Information

### Technical Data

- Voltage supply: 100 – 240 V~
- Battery operation:
  - at 40 kV: approx. 8 h continuous operation
  - at 20 kV: approx. 20 h continuous operation
- Battery monitoring by means of smart battery technology
- Test voltage:
  - continuously adjustable:
  - HV5: 0.8 – 5 kV, in compliance with standard 1 – 5 kV
  - HV20: 4 – 20 kV
  - HV40: 8 – 40 kV
- Dimensions [mm]:
  - Supply unit:  
approx. 200 x 125 x 50
  - Test head max. Ø approx. 120
  - Test head length: HV5: approx. 320  
HV20: approx. 340  
HV40: approx. 380
- Weight [kg]:
  - Supply unit: 1.4
  - Test head: HV5: approx. 0.9  
HV20: approx. 0.94  
HV40: approx. 1
- Test voltage display: OLED graphic display
- Test voltage display error: < 5 %
- Pore indication:
  - acoustical: alarm signal at test head
  - optical: red LED at test head, pore symbol with current pore counter reading on the display of the test head
- Pore detection sensitivity: detection threshold settable to a voltage drop of 10, 20, 30 or 50 %, porosity detector switchable between static and dynamic threshold
- Test voltage monitoring: green LED; turns off, if the nominal voltage decreases by more than 5 %
- Environmental conditions during operation:
  - 0 – 40 °C (32 – 104 °F)
  - 0 – 60 % RH, no condensation on test surface
- Storage temperature: 0 – 60 °C (32 – 140 °F)
- Compliant with ISO 2746

### Standard Content of Shipment

The POROSCOPE® is delivered in a sturdy transportation case. It consists of the following components:

- Measuring head
- Supply unit with shoulder strap
- Connection cable, length approx. 1.20 – 3 m
- Ground cable, length approx. 10 m
- Power supply

### Ordering Information

Type	Description	Order no.
POROSCOPE® HV5	Portable pore test instrument with continuously adjustable test voltage 0.8 – 5 kV	604-959
POROSCOPE® HV20	Portable pore test instrument with continuously adjustable test voltage 4 – 20 kV	604-958
POROSCOPE® HV40	Portable pore test instrument with continuously adjustable test voltage 8 – 40 kV	604-521

Please find the electrode selection and the respective accessories on the subsequent pages





Overview of the various electrodes: a) Sweeper electrode b) Flat electrode c) Roller electrode d) Rotating electrodes for tests inside pipes e) Circular ring electrode for tests on the outside walls of pipes

## Electrodes

Suitable electrodes are available for every application. The desired electrode is simply screwed onto the test head.

*Sweeper electrodes:* Pore testing of large-area enamel, rubber and synthetic coatings.

*Flat electrode with replaceable rubber tongue:* Pore testing of paint coatings.

*Roller electrode:* Pore testing of foils. Circular ring electrodes: Pore testing of exterior pipe walls. The circular ring electrodes swing open for easy placement around a pipe.

*Rotating electrodes:* Pore testing of interior pipe walls. Up to an inside diameter of 125, the rotating electrodes look like bottlebrushes. The brush bristles in the center are made of fine bronze spring wire; the nylon bristles in the front and back help to center the brush in the pipe.

Tests on the inside of pipes up to a length of 12 m (47") are possible using suitable rod systems. Rod pieces coated with synthetic material are combined to the desired lengths. Inserting centering devices prevents sagging of the rod. The rod system together with the inserted centering devices is also used for the voltage supply of the rotating electrode.

## Selection table for flat, sweeper, circular ring and roller electrodes

Flat electrodes	Weight [g]	Dimensions [mm]	Remarks	Order no.
ZH2a	≈ 180	80x140 (3.2x5.5")	With replaceable rubber trimming	600-690
ZH2b	≈ 180	80x250 (3.2x9.8")	With replaceable rubber trimming, can be pivoted and secured on all sides using a ball joint	600-692
Sweeper electrodes	Weight [g]	Dimensions [mm]		
ZH6a	≈ 200	150	Fan-like arrangement of trimming	600-695
ZH6b	≈ 200	250	Fan-like arrangement of trimming	600-696
ZH6c	≈ 200	300	Comb-like wire trimming, can be pivoted and secured on all sides using a ball joint	600-697
Circ. ring electrodes	Weight [g]	Pipe ID [mm]		
ZH7a	200	108		600-736
ZH7b	220	133		600-737
ZH7c	250	159		600-738
ZH7d	300	220		600-739
ZH7e	400	273		600-740
ZH7f	600	324		600-741
Roller electrode	Weight [g]	Oper. width [mm]		
ZH10a	406,6	150		603-118
ZH10b	2000	400		604-089

## Rotating Electrodes, Selection Table

Selection table for rotating electrodes and thread reducers

Pipe ø inside [mm]	Rotation electrodes			Thread reducer		
	Type	Weight [g]	Order no.	Type	Weight [g]	Order no.
8 (0.31")	ZH3y	8	600-713	M8/M4	50	600-723
9 (0.35")			600-714			
10 (0.39")	ZH3z	10	600-699	M8/M5	50	600-721
11-12 (0.43-0.47")			600-700			
13-14 (0.51-0.55")	ZH3a	30	600-701	-	-	-
15-16 (0.59-0.63")			600-702	-	-	-
18-20 (0.71-0.79")	ZH3b	40	600-703	-	-	-
22-25 (0.87-0.98")			600-704	-	-	-
28-30 (1.10-1.18")	ZH3c	50	600-705	-	-	-
33-40 (1.30-1.57")			600-706	-	-	-
50-65 (1.97-2.56")	ZH3d	60	600-707	-	-	-
80 (3.1")	ZH3e1	100	600-708	M8/M12	100	600-722
100 (3.94")	ZH3e2	220	600-709			
125 (4.92")	ZH3f1	350	600-710			
150 (5.91")	ZH3f2	1300	600-711			
200 (7.87")	ZH3g	1600	600-712			
250 (9.84")	ZH3h	1800	600-713			
300 (11.81")	ZH3i	2000	600-714			
350 (13.78")	ZH3k					

Selection table for rods and centering devices

Pipe ø inside [mm]	Rod system				Centering device			
	Type	Weight [g]	Length [mm]	Order no.	Type	Weight [g]	ID [mm]	Order no.
8(0.31")	ZH8c	30	250(9.84")	600-717	-	-	-	-
9(0.35")		60	500(19.69")	600-718	ZH4z1	3	9-10(0.35-0.39")	600-734
10(0.39")		120	1000(39.37")	600-719	ZH4z2		11-12(0.43-0.47")	600-735
11-12(0.43-0.47")	ZH8a ZH8b	250 450	500(19.69") 1000(39.37")	600-715 600-716	ZH4a1	5	13-14(0.51-0.55")	600-724
13-14(0.51-0.55")					ZH4a2	6	15-16(0.59-0.63")	600-725
15-16(0.59-0.63")					ZH4b1	8	18-20(0.71-0.79")	600-726
18-20(0.71-0.79")					ZH4b2	11	22-25(0.87-0.98")	600-727
22-25(0.87-0.98")					ZH4c1	15	28-30(1.10-1.18")	600-728
28-30(1.10-1.18")					ZH4c2	20	33-40(1.30-1.57")	600-729
33-40(1.30-1.57")					ZH4d	30	50-65(1.97-2.56")	600-730
50-65(1.97-2.56")					ZH4e	260	80-100(3.1-3.94")	600-731
80(3.1")					ZH4f	320	125-150 (4.92-5.91")	600-732
100(3.94")					ZH4g	400	200-350 (7.87-13.78")	600-733
125(4.92")								
150(5.91")								
200(7.87")								
250(9.84")								
300(11.81")								
350(13.78")								

Elastic spacer

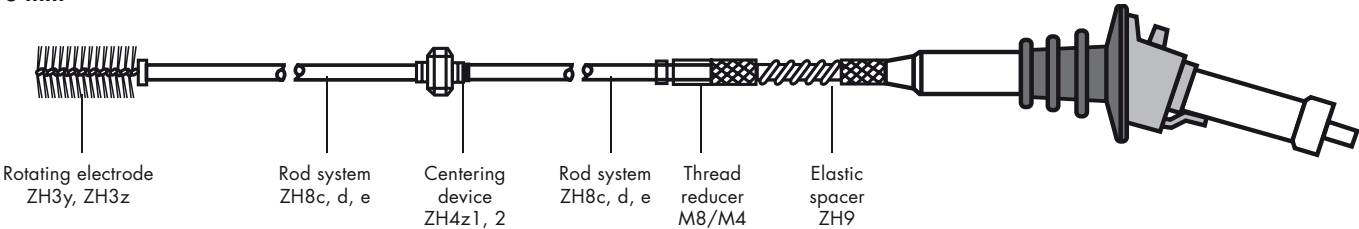
Type	Weight [g]	Length [mm]	Description	Order no.
ZH9	145	160(6.3")	Avoids tilting when inserting into greater pipe depths	600-720

Ordering Examples

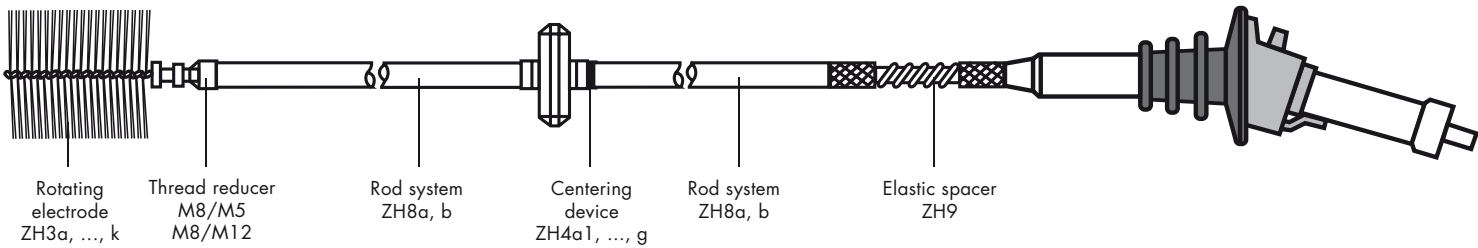
Example 1: Test system for testing enamel coatings	Order no.
Test instrument POROSCOPE® HV40	604-521
Sweeper electrode ZH6b	600-996

Example 2: Test system for testing interior pipe walls	Order no.
Test instrument POROSCOPE® HV40	604-521
Elastic spacer ZH9	600-720
2 x Rod system ZH8b	600-716
Centering device ZH4e	600-731
Thread reducer M8/M12	600-722
Rotating electrode ZH3e1	600-703

Pipe ID < 13 mm



Pipe ID ≥ 13 mm



**Helmut Fischer GmbH**  
**Institut für Elektronik und Messtechnik**  
 71069 Sindelfingen, **Germany**



**Helmut Fischer AG and**  
**Helmut Fischer Technologie AG**  
 CH-6331 Hünenberg, **Switzerland**



**IfG-Institute for Scientific Instruments GmbH**  
 12489 Berlin, **Germany**

**Fischer Instrumentation (GB) Ltd**  
 Lymington, Hampshire SO41 8JD, **England**



**Fischer Technology, Inc.**  
 Windsor, CT 06095, **USA**



**Helmut Fischer S. de R.L. de C.V.**  
 76230 Querétaro, QRO, **Mexico**

**Fischer Instrumentation Electronique**  
 78180 Montigny le Bretonneux, **France**

**Helmut Fischer S.R.L.**  
 20099 Sesto San Giovanni (Milano), **Italy**

**Fischer Instruments, S.A.**  
 08018 Barcelona, **Spain**

**Helmut Fischer Meettechniek B.V.**  
 5627 GB Eindhoven, **The Netherlands**

**Fischer do Brasil**  
 04561-001 São Paulo, **Brazil**

**Fischer Instruments K.K.**  
 Saitama-ken 340-0012, **Japan**

**Nantong Fischer Instrumentation Ltd**  
 Shanghai 200333, **P.R. China**



**Fischer Instrumentation (Far East) Ltd**  
 Kwai Chung, N.T., **Hong Kong**

**Fischer Measurement Technologies (India) Pvt. Ltd**  
 Pune 411036, **India**

**Fischer Instrumentation (S) Pte Ltd**  
 Singapore 658065, **Singapore**

**Helmut Fischer Korea Co., Ltd**  
 Seoul City, **Republic of Korea**

**Fischer Technology (M) SDN Bhd**  
 47301 Petaling Jaya, **Malaysia**

**Helmut Fischer Thailand Co., Ltd**  
 Bangkok 10250, **Thailand**



[www.helmut-fischer.com](http://www.helmut-fischer.com)